



**FULLY PADDED FRAME**

Outside back, sides and front are padded to increase durability and provide more attractive tailoring

**SLICK HOLLOW CONJUGATE**

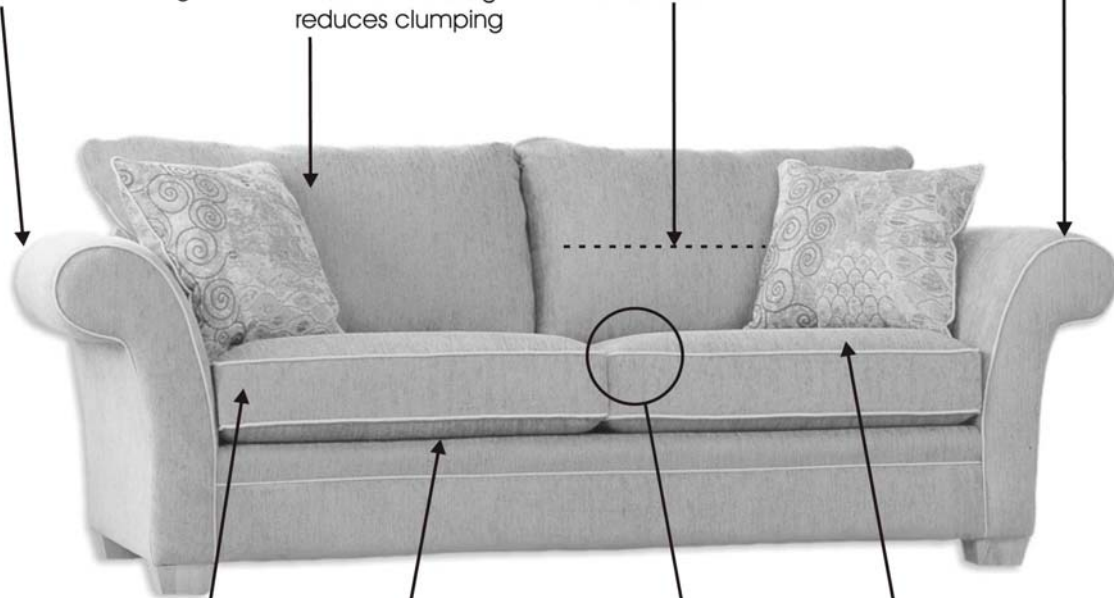
Fibre fill in back and toss cushions is hollow and twisted for added resiliency. A silicone coating reduces clumping

**SEWN Baffles**

Horizontal baffles sewn into the back cushion inserts minimize shifting of fill materials

**EXCEPTIONAL FINISHING**

Details such as piping, zippered back and seat cushions and pattern matching provide a better finished piece



**HIGH DENSITY FOAM**

Dense foam ranging from 2.0 to 2.75 lbs provides longer lasting comfort and support

**SELF COVERED DECK**

Deck material matches the body fabric. No unsightly white decking material

**CROWNED SEAT CUSHIONS**

Cushion cores are shaped to provide a crowned shape that will last the life of the cushion

**DACRON WRAPPED FOAM CORES**

Reduces fabric shifting and prevents friction wear from fabric to foam contact

**SOLID WOOD FRAME**

Solid wood frame is kiln dried for prevent warping. Plywood used for shaping is always backed with solid wood

**EXTRA THICK WOOD**

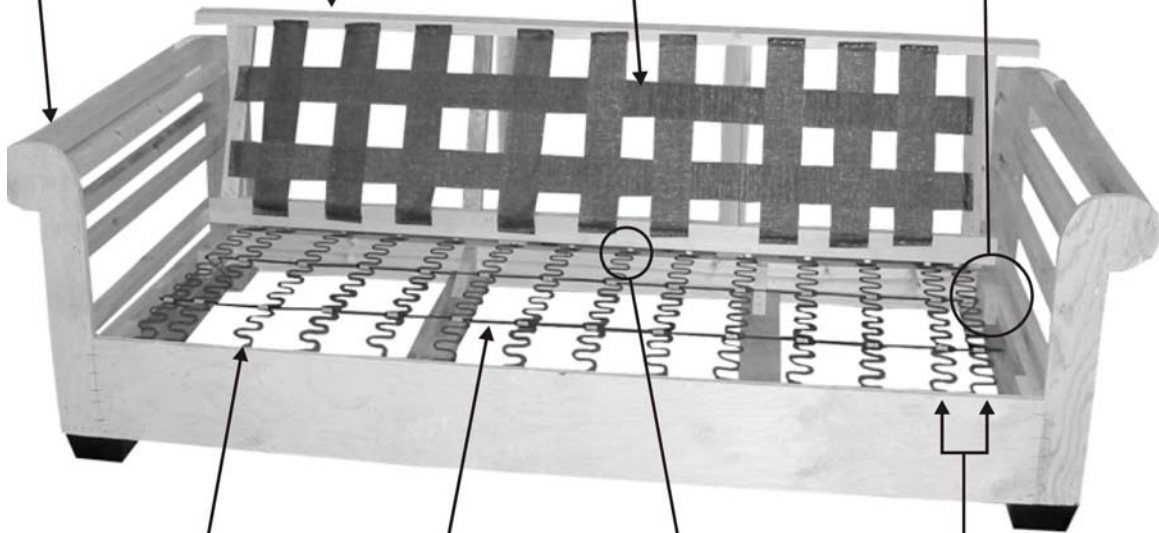
1 & 1/8th of an inch lumber is used for additional strength. (Most furniture frames are 3/4 inch)

**ELASTICISED WEBBING**

Provides support for back cushions and helps to prolong the back cushion's life

**GLUED AND CORNER BLOKED**

All joints are glued and stapled with 2" glue coated frame staples. Stress points are corner blocked for increased durability



**NO SAG SPRING SYSTEM**

"S" shaped springs provide long lasting support and superior comfort. 8 gauge wire is used on seat springs and 11 gauge on sprung backs.

**LATERAL STABILIZERS**

Produce a more "up and down" ride by spreading the weight over multiple springs

**TEFLON COATED SPRING CLIPS**

Prevents squeaking caused by metal to metal contact

**EXTRA CORNER SPRINGS**

Additional springs in the corners provide extra support and reduce roll into the corner

**LOW PROFILE HEAD TUBE**

Recessed head tube keeps the users head safely away from the mechanism

**EXTRA THICK MATTRESS**


Available in 5" or 6 & 3/4" models.

**HIGH COIL COUNTS**

Extra coils provide Long lasting support  
Queen 336 coils  
Double 312 coils  
Twin 216 coils

**RETAINER CLIPS**

Two mattress retainer clips prevent the mattress from shifting



**VANITY FLAP**

Self covered mini-deck hides the mechanism when not in use

**ONE PIECE LEGS**

Provides greater strength and stability.

**CONTRACT GRADE MECHANISM**

All tubular steel construction provides additional durability for high usage